

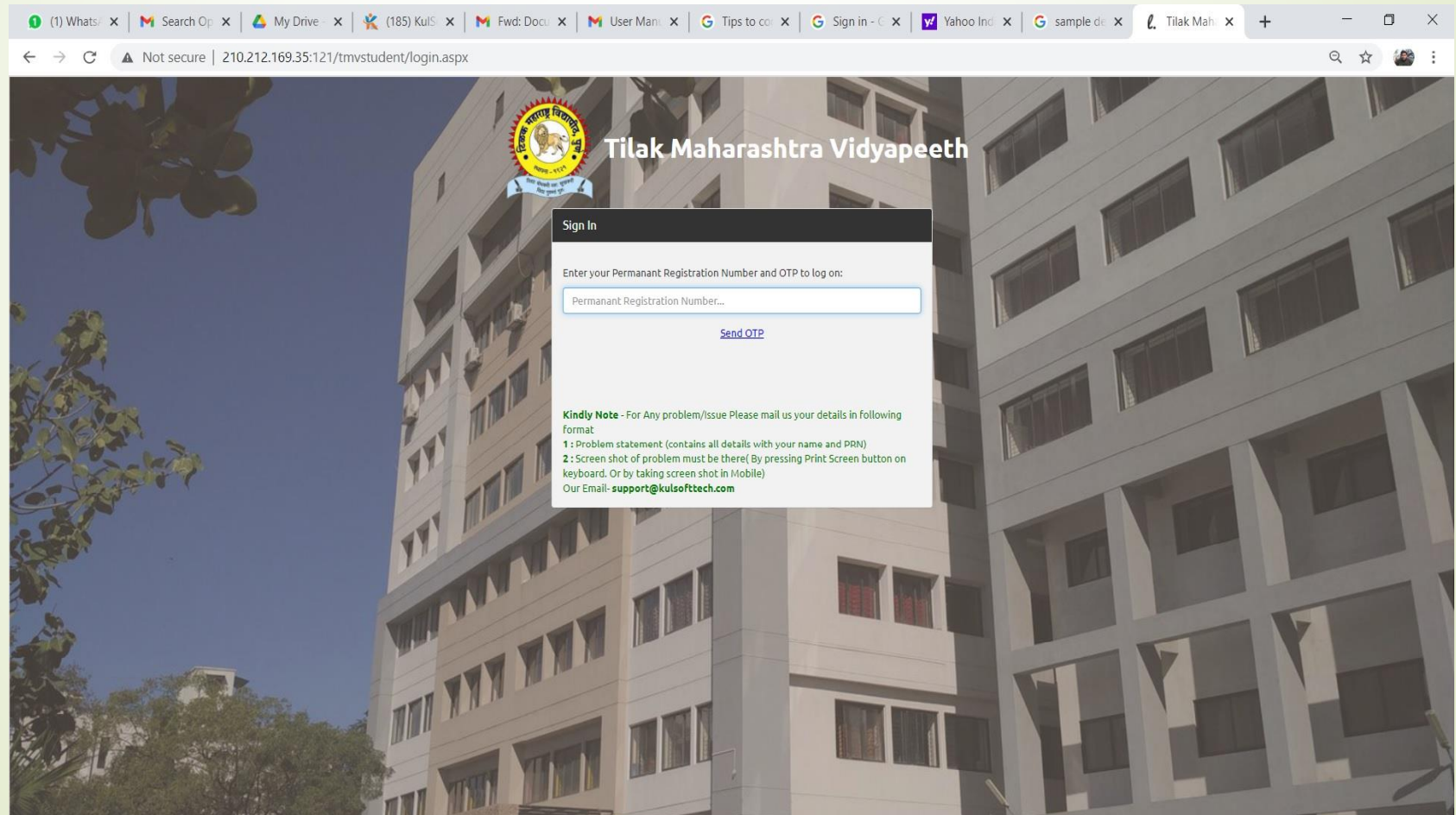


TMV Examination Software

User Manual for Students

Login

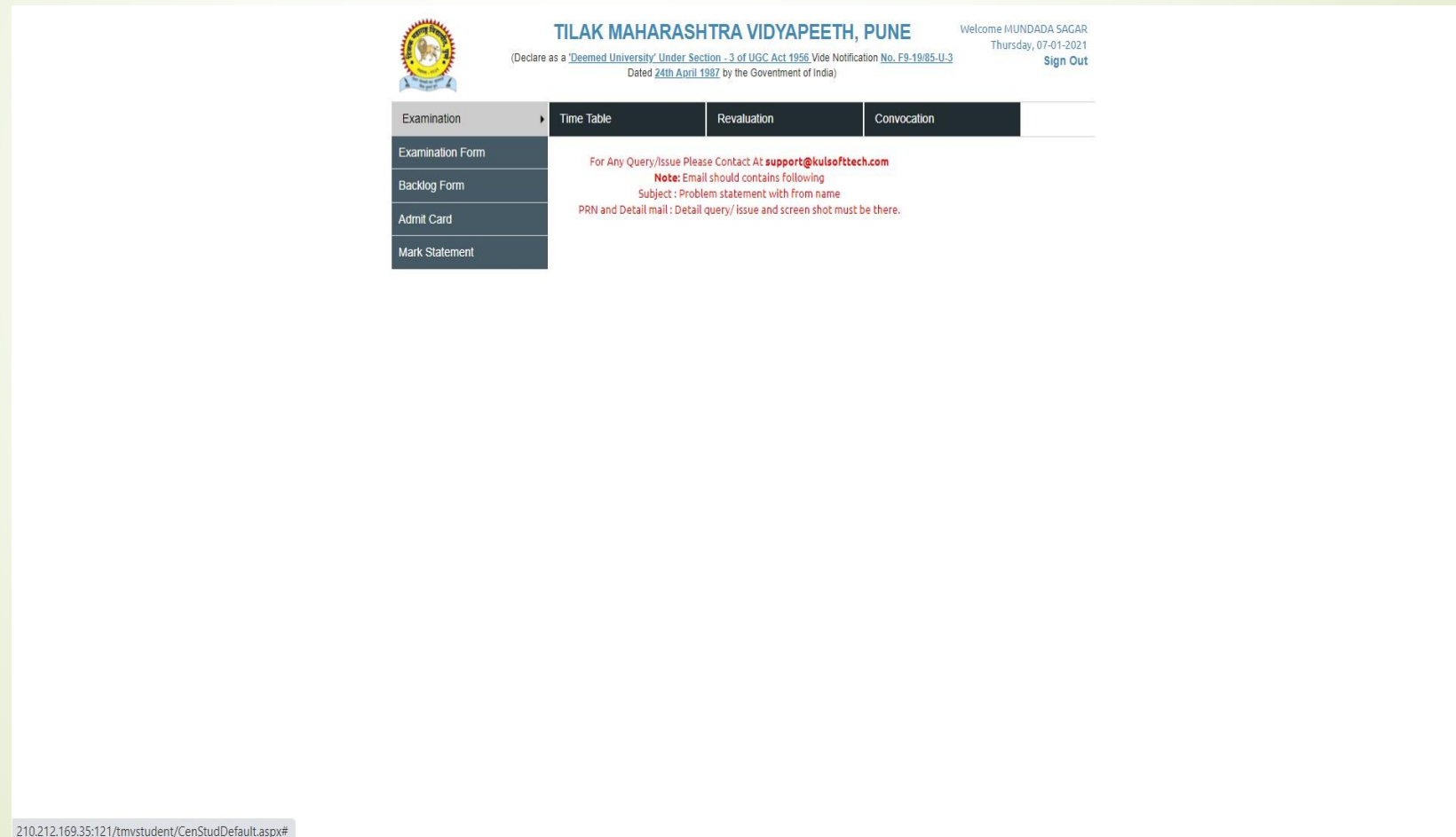
- Permanent Registration Number and click on Send OTP
- OTP will be sent on registered mobile number




- Enter OTP and click on sign in



- After login it will display the Dashboard for Student
- On Dashboard following menus are displayed
- Examination: Exam Form, Backlog Form, Admit Card and Marks Statement
- Time Table
- Revaluation
- Convocation



 **TILAK MAHARASHTRA VIDYAPEETH, PUNE** Welcome MUNDADA SAGAR
(Declare as a 'Deemed University' Under Section -3 of UGC Act 1956 Vide Notification No. F9-19/85-U-3 Dated 24th April 1987 by the Government of India) Thursday, 07-01-2021
[Sign Out](#)

Examination	Time Table	Revaluation	Convocation
-------------	------------	-------------	-------------

- Examination Form
- Backlog Form
- Admit Card
- Mark Statement

For Any Query/Issue Please Contact At support@kulsofttech.com
Note: Email should contains following
Subject : Problem statement with from name
PRN and Detail mail : Detail query/ issue and screen shot must be there.

210.212.169.35:121/tmvstudent/CenStudDefault.aspx#

- Click on Examination Form to submit the fresh exam form
- Compulsory subjects will be pre selected
- Select Optional/Elective subjects and click on Submit


TILAK MAHARASHTRA VIDYAPEETH, PUNE
(Declare as a 'Deemed University' Under Section - 3 of UGC Act 1956 Vide Notification No. F9.19/85.U.3. Dated 24th April 1987 by the Government of India)

Welcome to the portal
 Wednesday, 30-05-2018
[Sign Out](#)

[Examination](#) | [Revaluation](#) | [Convocation](#)

Examination Form

PRN: NAME:
 CENTER:
 EXAM CENTER:
 COURSE:
 ACADEMIC YEAR: BATCH YEAR:
 COURSE YEAR: STATUS:
 COURSE MEDIUM: SEMESTER:

[Submit](#)

Subject Name	Subject Type	Select
124313P - HOUSEKEEPING -III (PR)	Compulsary	<input checked="" type="checkbox"/>
124411 - CASE STUDIES IN HOTEL OPERATIONS (TH)/TALLY	Optional	<input type="checkbox"/>
124412 - FOOD PRODUCTION -IV (TH)	Compulsary	<input checked="" type="checkbox"/>
124412P - FOOD PRODUCTION -IV (PR)	Compulsary	<input checked="" type="checkbox"/>
124413 - HOUSEKEEPING -IV (TH)	Compulsary	<input checked="" type="checkbox"/>
124414 - FOOD & BEVERAGE SERVICE -IV (TH)	Compulsary	<input checked="" type="checkbox"/>
124414P - FOOD & BEVERAGE SERVICE -IV (PR)	Compulsary	<input checked="" type="checkbox"/>
124415 - FOOD & BEVERAGE CONTROLS (TH)	Compulsary	<input checked="" type="checkbox"/>
124416 - TOURISM OPERATIONS -II (TH)	Compulsary	<input checked="" type="checkbox"/>

- To fill the backlog exam form click on “Backlog Form” menu
- After selection of subjects it will display the total fee to be paid
- Click on Submit to pay the fee

TILAK MAHARASHTRA VIDYAPEETH, PUNE
(Declare as a 'Deemed University' Under Section 3 of UGC Act 1956 Vide Notification No. F9-19/85-U.3 Dated 24th April 1987 by the Government of India)

Welcome
Wednesday, 30-05-2018
[Sign Out](#)

[Examination](#) | [Revaluation](#) | [Convocation](#)

Backlog Form

PRN: NAME:
 CENTER: Tilak Maharashtra Vidyapeeth, Pune
 EXAM CENTER: Tilak Maharashtra Vidyapeeth, Pune
 COURSE: B.B.A. (Hospitality & Tourism) - R- Second year
 ACADEMIC YEAR: June 2017 - May 2018 BATCH YEAR: June 2016 - may 2017
 COURSE YEAR: Year 2 STATUS: Regular
 COURSE MEDIUM: English FEE AMOUNT: 5000

SubjectId	Subject Name	Paper Type	Backlog Fee	Select
612	124111 - COMMUNICATION SKILLS/ENGLISH/JAPANESE/SANSKRIT	Internal	2000	<input checked="" type="checkbox"/>
614	124112P - FOOD PRODUCTION -I (PR)	Internal	3000	<input checked="" type="checkbox"/>
615	124113 - HOUSEKEEPING -I (TH)	Internal	2000	<input type="checkbox"/>
616	124113P - HOUSEKEEPING -I (PR)	Internal	3000	<input type="checkbox"/>
618	124114P - FOOD & BEVERAGE SERVICE -I (PR)	Internal	3000	<input type="checkbox"/>
618	124114P - FOOD & BEVERAGE SERVICE -I (PR)	Practical	150	<input type="checkbox"/>
620	124116 - FOOD COMMODITIES (TH)	Internal	2000	<input type="checkbox"/>
621	124117 - FRONT OFFICE -I (TH)	Internal	2000	<input type="checkbox"/>
622	124117P - FRONT OFFICE -I (PR)	Internal	2000	<input type="checkbox"/>

- After submission of Backlog Exam Form it will display the payment options to pay the fees
- Student can pay the fee as-
- Pay by Challan
- NEFT/RTGS
- Online Payment

 **TILAK MAHARASHTRA VIDYAPEETH, PUNE** Welcome MUNDADA SAGAR
Wednesday, 30-05-2018
[Sign Out](#)

(Declare as a ["Deemed University" Under Section - 3 of UGC Act 1956](#) Vide Notification [No. F9-19/85-U-3](#)
Dated [24th April 1987](#) by the Government of India)

Examination | Revaluation | Convocation

Backlog Form Submitted Successfully, Payment Is Pending


CASH PAYMENT

[Pay Cash](#)

RECEIPT NO [Update Receipt No](#)


NEFT/RTGS PAYMENT

ONLINE PAYMENT

- 
- ▶ For Cash/Challan payment click on “Pay Cash” button
 - ▶ It will download the Challan in pdf
 - ▶ Print the challan and pay the fees at University office/Center
 - ▶ After payment of fees student has to verify the receipt number received from accounts department
 - ▶ Exam form submission will be complete only after payment verification process.

Admit Card

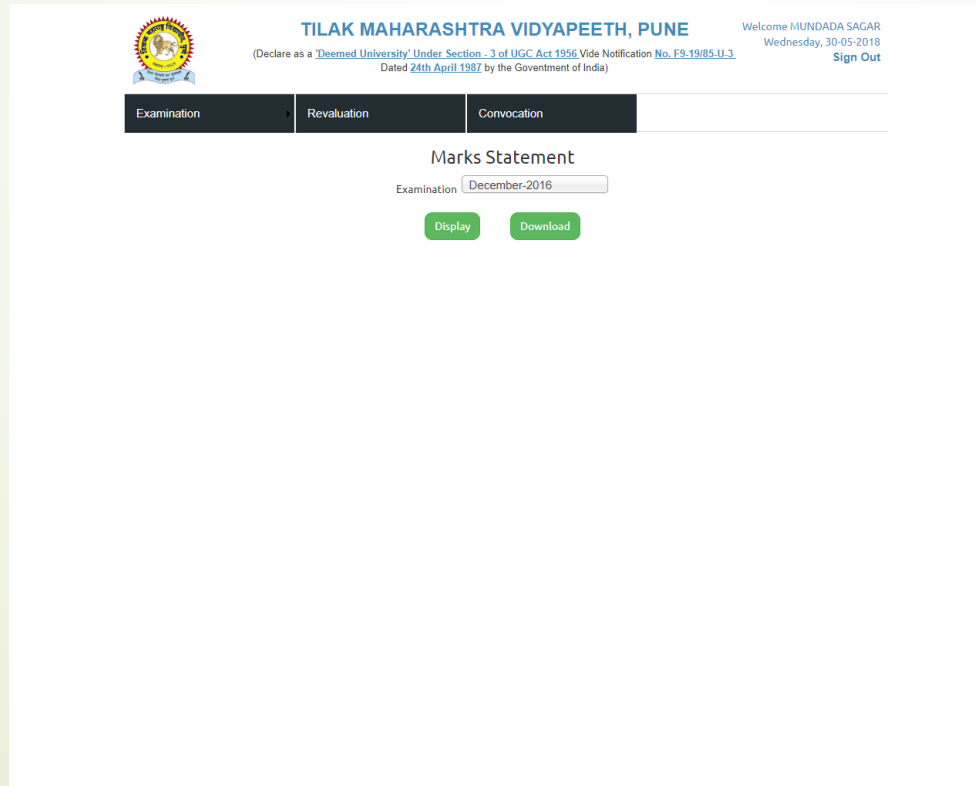
- To print admit card click on “Admit Card” menu
- Select the Examination
- Click on Display button
- It will download the admit card in pdf format
- Print the admit card



The screenshot displays the website interface for Tilak Maharashtra Vidyapeeth, Pune. At the top left is the university's logo. The header includes the text "TILAK MAHARASHTRA VIDYAPEETH, PUNE" and a welcome message for "MUNDADA SAGAR" dated Wednesday, 30-05-2018. Below the header is a navigation menu with tabs for "Examination", "Revaluation", and "Convocation". The "Examination" tab is active. The main content area is titled "Admit Card" and features a dropdown menu labeled "Examination" with a "Select..." option. Below the dropdown are two green buttons: "Display" and "Download".

Marks Statement

- To display result/marks statement click on “Marks Statement” menu
- Select the Examination
- Click on Display button
- It will display the marks statement on screen
- Print the report



The screenshot displays the website for Tilak Maharashtra Vidyapeeth, Pune. At the top left is the university's logo. The header text reads "TILAK MAHARASHTRA VIDYAPEETH, PUNE" and includes a declaration as a 'Deemed University' under Section - 3 of UGC Act 1956. On the right, it says "Welcome MUNDADA SAGAR" and "Wednesday, 30-05-2016" with a "Sign Out" link. Below the header is a navigation bar with "Examination", "Revaluation", and "Convocation" tabs. The "Examination" tab is active. The main content area is titled "Marks Statement" and features a dropdown menu for "Examination" currently set to "December-2016". Below this are two green buttons: "Display" and "Download".

Time Table

- To display Time Table click on “Time Table” menu
- Select the Examination
- After selection of examination subjects will display with date and time



TILAK MAHARASHTRA VIDYAPEETH, PUNE Welcome KUNTE SHUBHANKAR
(Declare as a 'Deemed University' Under Section -3 of UGC Act 1956 Vide Notification No. F9-19/85-U-3 Dated 24th April 1987 by the Government of India) Thursday, 07-01-2021
[Sign Out](#)

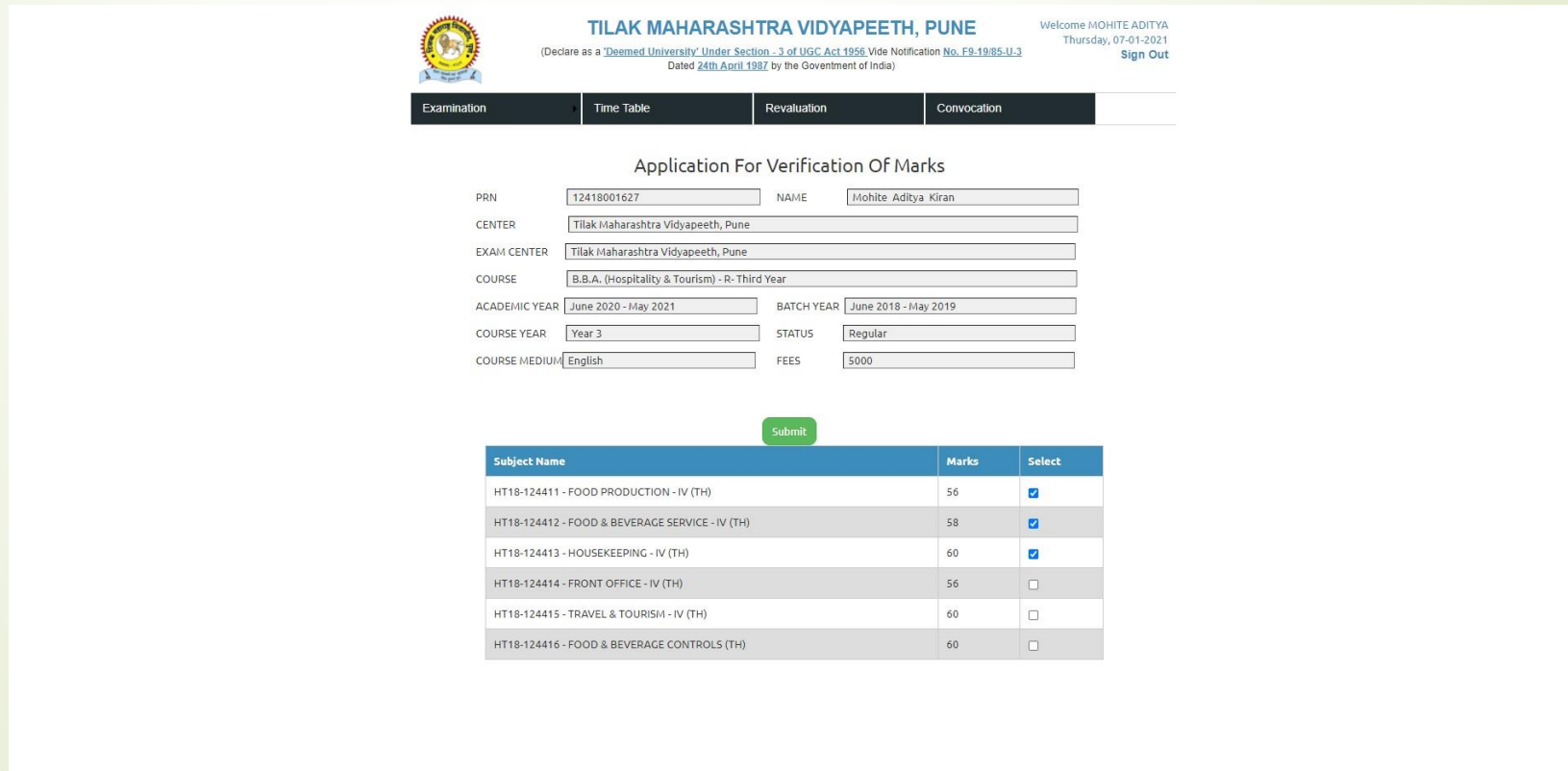
Examination Time Table Revaluation Convocation

Time Table
Examination

SubjectCode	SubjectName	EXAMDATE	TIMESLOT
EB3317	DARSHANSHASTRACHA ITIHAS	07/09/2020	10:00 AM - 1:00 PM
EB3407	SAHITYA (MEGHADUTA)	07/10/2020	02.00 AM To 05.00 PM
EB3409	AYURVEDA DARSHAN (AYURVEDACHA ITIHAS, TAITRIYOPANISAD ANI TANTRAYUKTIVICHARA)	07/11/2020	02.00 PM To 05.00 PM
EB3410	AYURVED DARSHAN (CHARAKSANHITA-VIIHAN ANI SHARIRSTHAN)	07/14/2020	02.00 PM To 05.00 PM
EB3419	MALAVIKAGNIMITRA	07/08/2020	02.00 PM To 05.00 PM

Revaluation

- To fill the Application For Verification Of Marks click on Revaluation Form.
- It will display last examination applied subjects of the student and the student have to select the subjects of which he/she want to verify marks.
- Students can applied only 3 subjects for revaluation.
- As per the selection of subjects fees will calculated and displayed in Fees TextBox.



TILAK MAHARASHTRA VIDYAPEETH, PUNE
(Declare as a 'Deemed University' Under Section - 3 of UGC Act 1956 Vide Notification No. F9-19/85-U.3 Dated 24th April 1987 by the Government of India)

Welcome MOHITE ADITYA
Thursday, 07-01-2021
Sign Out

Examination | Time Table | **Revaluation** | Convocation

Application For Verification Of Marks

PRN: 12418001627 NAME: Mohite Aditya Kiran
CENTER: Tilak Maharashtra Vidyapeeth, Pune
EXAM CENTER: Tilak Maharashtra Vidyapeeth, Pune
COURSE: B.B.A. (Hospitality & Tourism) - R- Third Year
ACADEMIC YEAR: June 2020 - May 2021 BATCH YEAR: June 2018 - May 2019
COURSE YEAR: Year 3 STATUS: Regular
COURSE MEDIUM: English FEES: 5000

Submit

Subject Name	Marks	Select
HT18-124411 - FOOD PRODUCTION - IV (TH)	56	<input checked="" type="checkbox"/>
HT18-124412 - FOOD & BEVERAGE SERVICE - IV (TH)	58	<input checked="" type="checkbox"/>
HT18-124413 - HOUSEKEEPING - IV (TH)	60	<input checked="" type="checkbox"/>
HT18-124414 - FRONT OFFICE - IV (TH)	56	<input type="checkbox"/>
HT18-124415 - TRAVEL & TOURISM - IV (TH)	60	<input type="checkbox"/>
HT18-124416 - FOOD & BEVERAGE CONTROLS (TH)	60	<input type="checkbox"/>

- After submission of Revaluation form with selected subjects, it will display the payment option on screen.
- Student have to click on Pay Cash option, it will generate the temporary receipt to pay cash.
- After fees payment, received receipt number have to update in system.



The screenshot displays the website interface for Tilak Maharashtra Vidyapeeth, Pune. At the top, the university's logo and name are visible, along with the text: "TILAK MAHARASHTRA VIDYAPEETH, PUNE (Declare as a 'Deemed University' Under Section -3 of UGC Act 1956 Vide Notification No. F9-19/85-U-3 Dated 24th April 1987 by the Government of India)". The user is logged in as "MOHITE ADITYA" on "Thursday, 07-01-2021". A navigation menu includes "Examination", "Time Table", "Revaluation", and "Convocation". A message states "Revaluation Form Submitted Successfully. Payment Is Pending". Below this, the "CASH PAYMENT" section is active, showing a "Pay Cash" button and a "RECEIPT NO" input field with an "Update Receipt No" button. The "NET/RTGS PAYMENT" section is currently inactive.